

UNIT 3 GET IT TOGETHER



1 Label the pictures. Use *a*, *an*, or *some* before the noun.

hat
towel
swimsuit
sandals

sunscreen
firewood
backpack
sunglasses

portable stereo
ice chest
beachball
camera

umbrella
flashlight
float
goggles

How do you pronounce this?



What does this mean?



What's this?



2 Listen to the tape. Circle the items that Bob needs.



3 Check your answers with a classmate.

Memory Challenge!

Oh, I don't think so.



Does Bob need *a beachball*?

Yes, I think so.



Oh, I think he does.

I think so too.

I don't know. I didn't get that one.

4



You are making a dog house and you need the items below. Label the pictures. Use *a*, *an*, or *some* before the noun.

paint
gloves

nails
saw

paint brush
electric drill

hammer
wood

sandpaper

How do you pronounce this?

Hhhmmmm, I need ...

What does this mean?



What's this?

5



Look on your shelves. These are the items you have. Write the correct article for each. Now, look back to activity 4 and circle the items you have.



Hhhmmmm, I have...



6



Use the conversation below to get the other items you need.



I'm making a dog house.

I need some sandpaper. Do you have any?

Thanks a lot.



Yes, go on.

Yes, I do. Here you are.

No, I'm sorry I don't.

Oh, really? So am I.

4

You are making a salad and you need the items below.
Label the pictures. Use *a*, *an*, or *some* before the noun.

- | | | | | |
|---------|--------|----------|---------------|---------|
| lettuce | tomato | cucumber | carrot | avocado |
| celery | onion | dressing | green peppers | |

How do you pronounce this?

What does this mean?




What's this?

5

Look on your shelves. These are the items you have. Write the correct article for each. Now, look back to activity 4 and circle the items you have.



Hhmmmm, I have...



6

Use the conversation below to get the other items you need.



I'm making a *salad*.

I need *an avocado*. Do you have *one*?

Thanks a lot.



Yes, go on.

Yes, I do. Here you are.

Oh, really? So am I.

No, I'm sorry I don't.

4



You are making a shirt and you need the items below. Label the pictures. Use *a*, *an*, or *some* before the noun.

- thread
buttons
- sewing machine
material
- needle
pin cushion
- zipper
scissors
- measuring tape

What does this mean?

Hhhmmmm, I need ...

What's this?

How do you pronounce this?

5



Look on your shelves. These are the items you have. Write the correct article for each. Now, look back to activity 4 and circle the items you have.




	saw 	sewing machine 	dressing 	sticks 
pin cushion 	cutting mat 	thread 	avocado 	nails 

6




Use the conversation below to get the other items you need.



*I'm making a **shirt**.*

*I need **a zipper**. Do you have **one**?*

Thanks a lot.



Go on.

Yes, I do. Here you are.

Oh, really? So am I.

No, I'm sorry I don't.

4



You are making a kite and you need the items below.
Label the pictures. Use *a*, *an*, or *some* before the noun.

How do you pronounce this?

- glue
string
- ribbon
sticks
- craft knife
markers
- cutting mat
craft paper
- ruler

What does this mean?



What's this?

5



Look on your shelves. These are the items you have. Write the correct article for each.
Now, look back to activity 4 and circle the items you have.



Hhhmmmm, I have...



6



Use the conversation below to get the other items you need.

Oh, really?
So am I.



I'm making a *kite*.

I need *a ribbon*. Do you have *one*?

Thanks a lot.



Yes, go on.

Yes, I do. Here you are.

No, I'm sorry
I don't.

7

Go shopping in a supermarket. Choose five items to buy. In the pink circles, write the quantity you would like.



8

Find out what your partner bought. Write the quantity in the blue circle. Write "X" if they didn't buy that item.

Memory Challenge!

- orange juice
- milk
- toothpaste
- cereal
- rice
- apples
- soup
- chocolate
- mayonnaise
- bread
- jam
- shampoo
- eggs
- tomatoes



Did you buy *any* toothpaste?
 How much?
 Thanks a lot.



Yes, I did.
 ___ tubes.



- box
- carton
- bottle
- jar
- bag
- can
- loaf
- tube

9

Think of something that you have made. Fill in the chart below. Use a, an and some where you can.

Items used		
When made	Made alone	Time taken
Where made	Total cost	Successful
Why made		

