

Unit 7

A. Warm-up

Listen. Listen again and repeat. Practice with some classmates.




B. Prep

Listen, point and repeat. Answer your teacher's questions.



7





C. Listening

Listen and match.

The exercise features three vertical columns. The first column contains five cartoon faces of people with different expressions. The second column contains five groups of fruits: a smiling peach, three oranges, a green and red apple, a banana, a lemon, and two cherries. The third column contains five groups of fruits: a sad green apple, a banana, two cherries, three oranges, a green and red apple, and a lemon. A blue pencil is at the bottom, pointing to a green dot in the third column. Dotted lines connect the green dots in the first column to the green dots in the second and third columns, indicating a matching process.

D. Memory Match





Look at Part C for one minute. Match the people and fruit.



7

E. Listening

Listen, point and repeat. Write the names.



7

Name _____

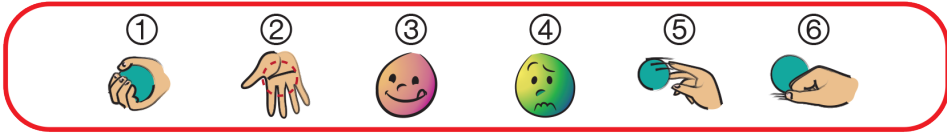
1. Miss Y 4. _____

2. _____ 5. _____

3. _____

F. Prep

Listen, point and repeat. Answer your teacher's questions.



Tony Sanchez

12

G. Listening

Listen and complete.

7

.....

H. Gap

Choose items from each item bank. Ask your partner.